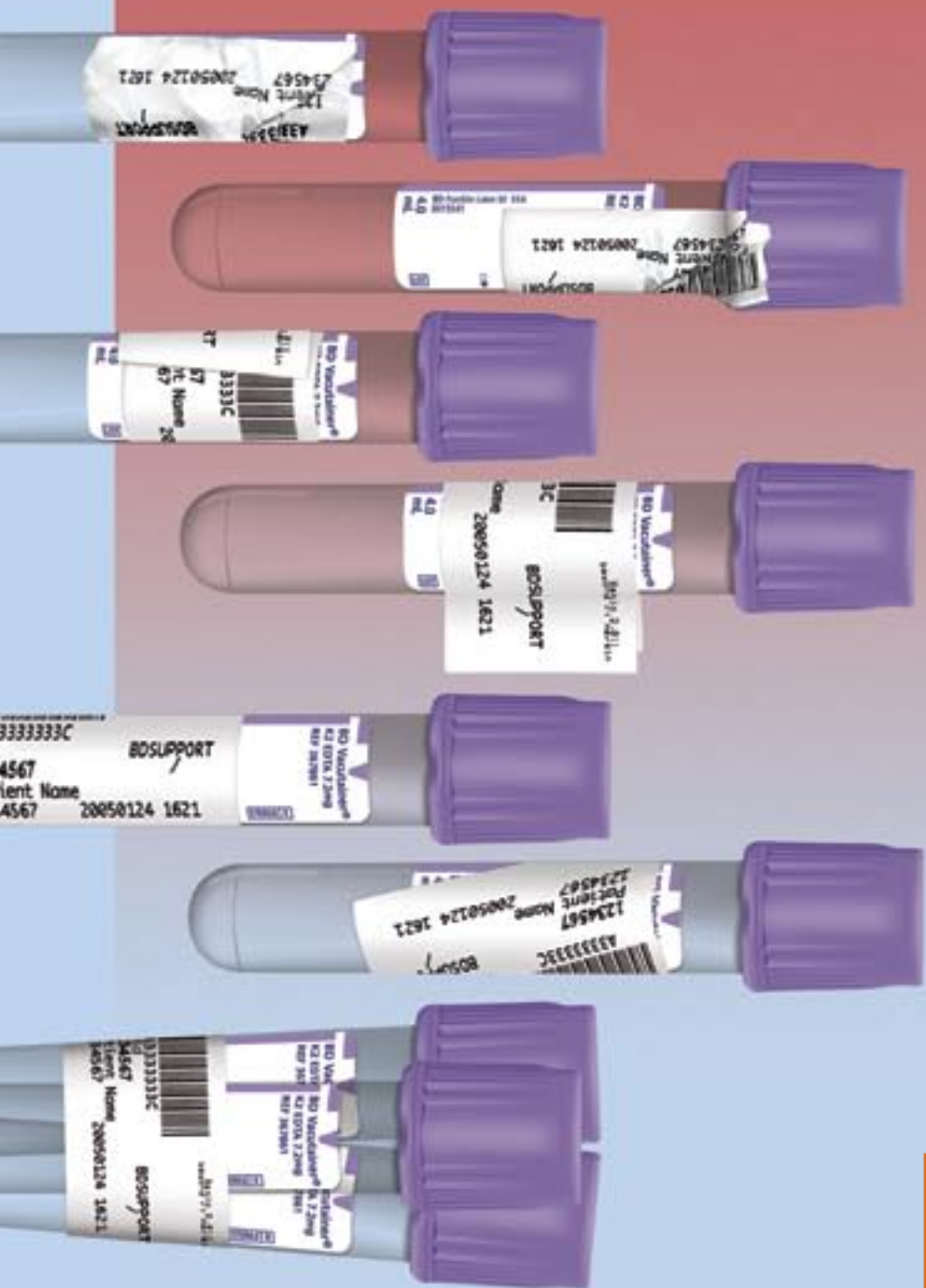


# BD Vacutainer® Plus Plastic Tubes

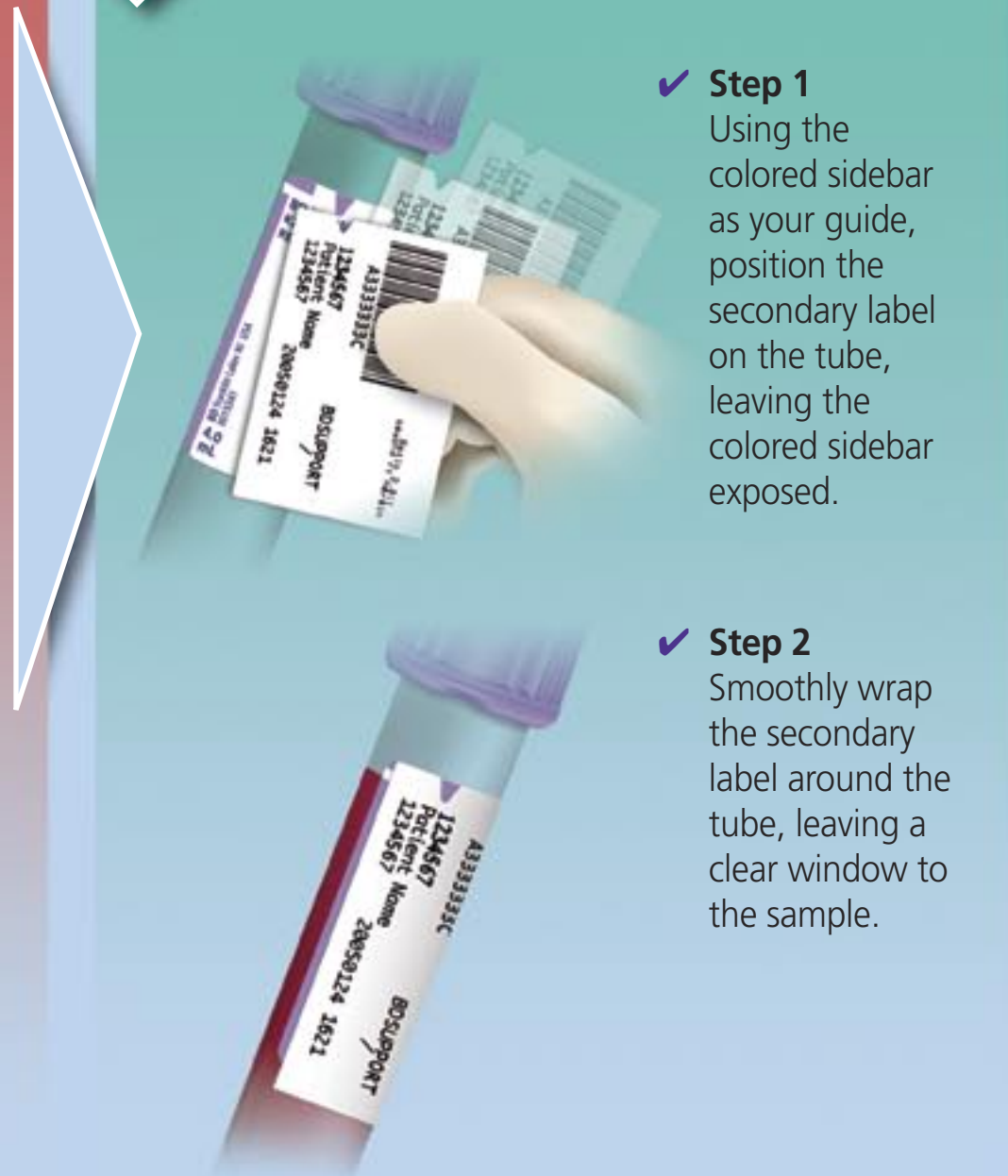
Help to improve your lab's efficiency. Misaligned secondary labeling means extra work and less efficiency in the lab. To help minimize this error, all BD Vacutainer® Plus Plastic Tubes have been restyled to include a visual guide for proper placement of secondary labels.



Examples of **misaligned** secondary labels



Steps to **properly align** secondary labels



✓ **Step 1**  
Using the colored sidebar as your guide, position the secondary label on the tube, leaving the colored sidebar exposed.

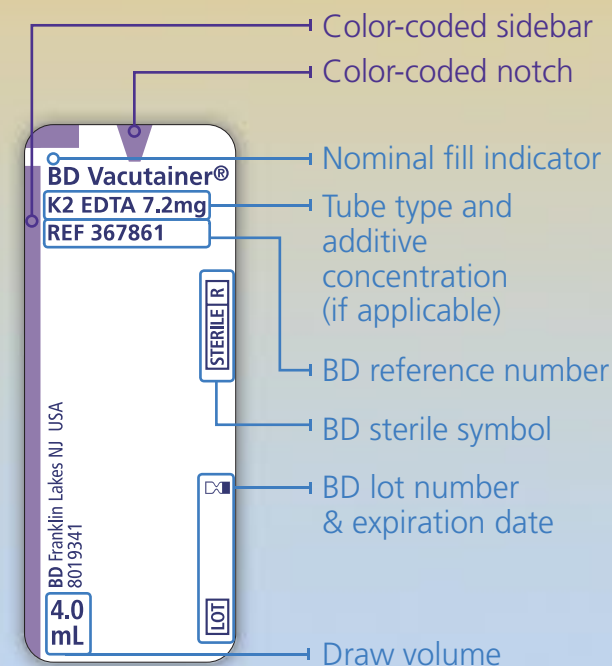
✓ **Step 2**  
Smoothly wrap the secondary label around the tube, leaving a clear window to the sample.



**Benefits** of Proper Secondary Label Alignment

- Sample visibility
- Ability to know the tube type if the closure is removed
- Easy to see fill indicator
- Consistent bar code location, creating instrument-readable labels

Provides visual guide for proper placement of secondary labeling



A Perfect Alignment for a Perfect Solution!



For more information, please contact:  
TimeMed Labeling Systems, Inc.  
144 Tower Drive • Burr Ridge, IL 60527  
Phone: 1.800.323.4840 • Fax: 1.800.548.5359

For more information, please contact:  
BD Global Technical Services: 1.800.631.0174  
BD Customer Service: 1.888.237.2762  
www.bd.com/vacutainer



BD Diagnostics  
Preanalytical Systems  
1 Becton Drive  
Franklin Lakes, NJ 07417